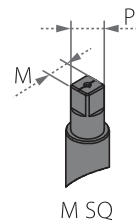
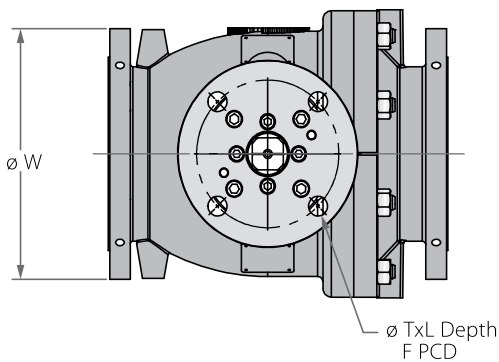
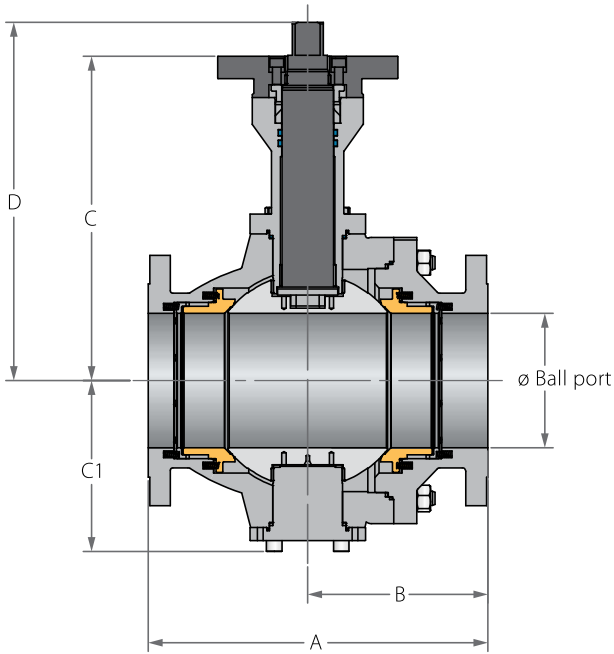


High Temperature Trunnion Ball 2 Piece Up to 538°C (1000°F)

Valve dimensions

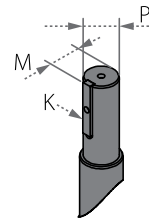
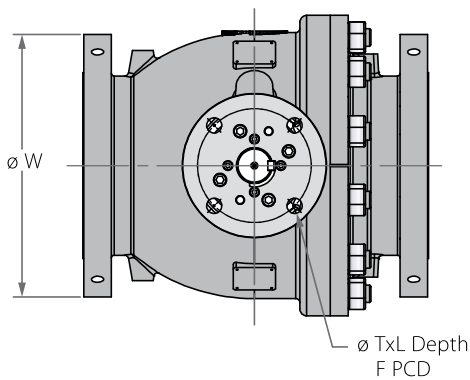
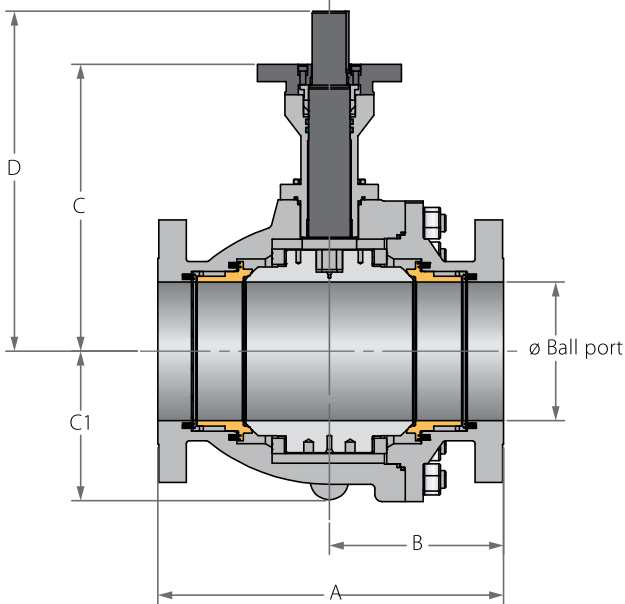


Full port	Unit	Ball port	A	B	C	C1	D	W	M SQ	P SQ	F	TxL	Weight kg/ib	Kv/Cv	
DN50	mm	49.00	292.00	131.00	272.00	119.00	291.00	165.00	16.90	21.30	(F12)	125.00	M12X15 (4 holes)	41	329
2"	inch	1.93	11.50	5.16	10.71	4.69	11.46	6.50	0.67	0.84		4.92		90	380
DN80	mm	74.00	356.00	161.00	306.00	160.00	330.00	210.00	21.90	26.90	(F12)	125.00	M12X15 (4 holes)	76	874
3"	inch	2.91	14.02	6.34	12.05	6.30	12.99	8.27	0.86	1.06		4.92		168	1010
DN100	mm	100.00	432.00	216.00	334.00	184.00	364.00	275.00	26.90	34.90	(F16)	165.00	M22X25 (4 holes)	132	1557
4"	inch	3.94	17.01	8.50	13.15	7.24	14.33	10.83	1.06	1.37		6.50		291	1800
DN150	mm	150.00	559.00	278.00	386.00	220.00	424.00	355.00	35.90	46.20	(F16)	165.00	M22X25 (4 holes)	340	3893
6"	inch	5.91	22.01	10.94	15.20	8.66	16.69	13.98	1.41	1.82		6.50		750	4500



High Temperature Trunnion Ball 2 Piece Up to 538°C (1000°F)

Valve dimensions



Full port	Unit	Ball port	A	B	C	C1	D	W	P	M	K	F	TxL	Weight kg/ib	Kv/Cv	
DN50	mm	201.00	660.00	330.00	418.00	263.00	515.00	420.00	72.00	76.50	20.00	(F25)	254.00	18x25 (8 holes)	460	7742
2"	inch	7.91	25.98	12.99	16.46	10.35	20.28	16.54	2.83	3.01	0.79		10.00		1014	8950
DN80	mm	252.00	787.00	400.00	519.00	310.00	616.00	510.00	72.00	76.50	20.00	(F30)	298.00	22x30 (8 holes)	704	12543
3"	inch	9.92	30.98	15.75	20.43	12.20	24.25	20.08	2.83	3.01	0.79		11.73		1552	14500
DN100	mm	303.00	838.00	419.00	598.00	344.00	695.00	560.00	72.00	76.50	20.00	(F30)	298.00	22x30 (8 holes)	890	19809
4"	inch	11.93	32.99	16.50	23.54	13.54	27.36	22.05	2.83	3.01	0.79				1962	22900

Z81

Z82

Z83



High Temperature Trunnion Ball 2 Piece - Ordering Code System

"Mandatory option" options are marked with **green background** | "Standard offer" options are marked with **light green background**

1	2	3	4	5	6	7	8	9	10	11	12	13	14	15	16	17	18	19	20	21	22	23	24	...	30	
4	0			Z	B	8	1	P	-	6	M	6	D	I	V	G	/	1	5	0						
Size		Features			Series		Design	Body & ends material			Stem material	Ball material	Seat feature	Hardening	Inner Seal	Outer Seal	End Connection			Special features						

Size (1-2)		
Code	inch	mm
20	2"	50
30	3"	80
40	4"	100
60	6"	150
80	8"	200
A0	10"	250
A2	12"	300

Features (3-6)	
Z	Metal seats
B	Full port

Series - 2 Piece Cast (7-8)	
81	ASME B16.5 #150 Flanged RF
82	ASME B16.5 #300 Flanged RF
83	ASME B16.5 #600 Flanged RF
Design (9)	
W	-46°C to 200°C (-50°F to 400°F)
P	-46°C to 327°C (-40°F to 620°F)
T	-60°C to 538°C (-76°F to 1000°F)

Body & ends material (11)	
4*	C. Steel A216 WCB
6	S. Steel A351 CF8M

* Up to 425°C (800°F)

Stem (12)	
M	High Strength S. Steel
Z	Inconel 718

Ball material (13)	
6	S. Steel A182 316
N*	ASTM A182 F6A (S.Steel 410)

* For O hardening only

Seat feature (14)	
D	Double Piston Effect (DPE) (API 6D DIB-1)
S	Single Piston Effect (SPE) (API 6D DBB)
C	DPE & SPE combination (API 6D DIB-2)

Hardening (15)	
I	Cr3C2- Chromium Carbide with Nickel Chrome binder - HVOF technique
O*	WC-Co- Tungsten Carbide with Cobalt binder HVO technique

* Only with N ball material

Inner Seal (16)	
V	Viton (-20°C to 200°C [-4°F to 400°F])
H	HNBR (-46°C to 150°C [-50°F to 300°F])
K	Kalrez (-20°C to 327°C [-4°F to 620°F])
G	Graphite

Outer Seal (17)	
G	Graphite

End connections (19-22)	
Flanged	
150	ASME B16.5 #150
300	ASME B16.5 #300
600	ASME B16.5 #600

Special features (23-30)	
L*	Seat greasing point
D**	Drain & Vent
Blank	Drain & vent is capped
H**	Drain ball valve & vent
PT***	Basic paint system
P1	Offshore, Temp Ambient up to 93°C (200°F)
P2	Offshore, up to 537°C (998°F)

* for 6" up not for -T design

** for 6" up

*** colors RAL 1018 or 7036
(other colors upon request)