

# VALVE ACCESSORIES

## Locking Device (LD)

The robust device locks the valve handle at open or close position and allow to add a pad lock (up to 6mm) for misuse prevention. The spring-load construction ensure handle is lock in position at all valve installation orientations and under vibrating conditions. An accidentally push / pull / turn of the handle is prevented.

### Locking device assembly for valves with ISO 5211 top mounting pad

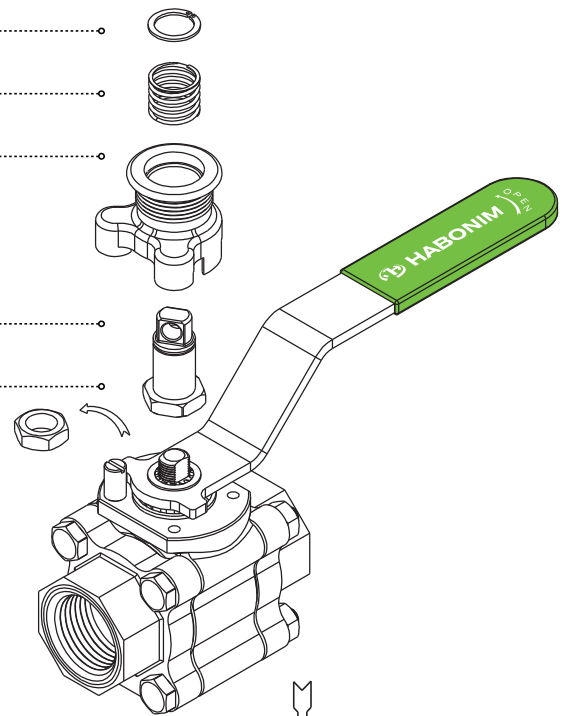
Retaining ring

Spring

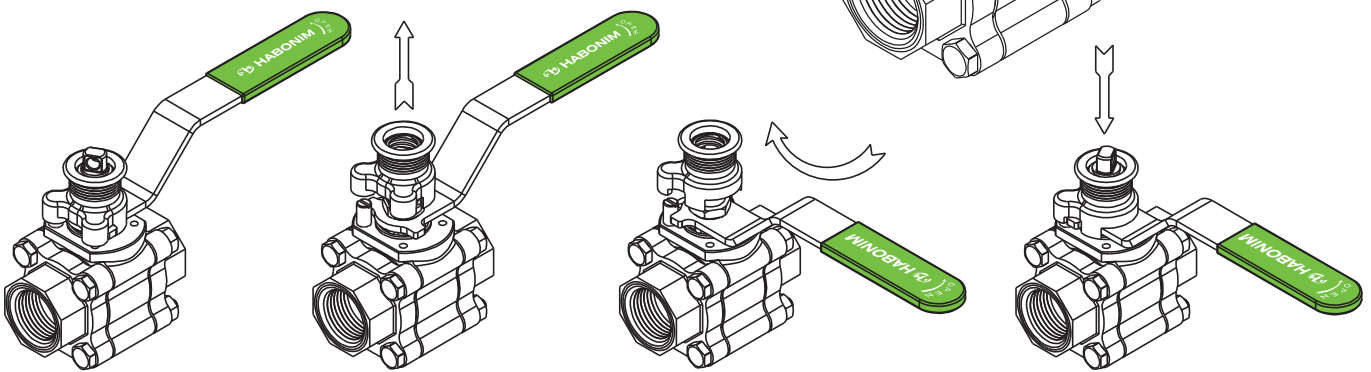
LD housing

Shaft groove

LD shaft



### Locking device operation



Valve locked in open position


Lift LD housing above valve stop

Turn the valve handle 90° LD housing to the close position

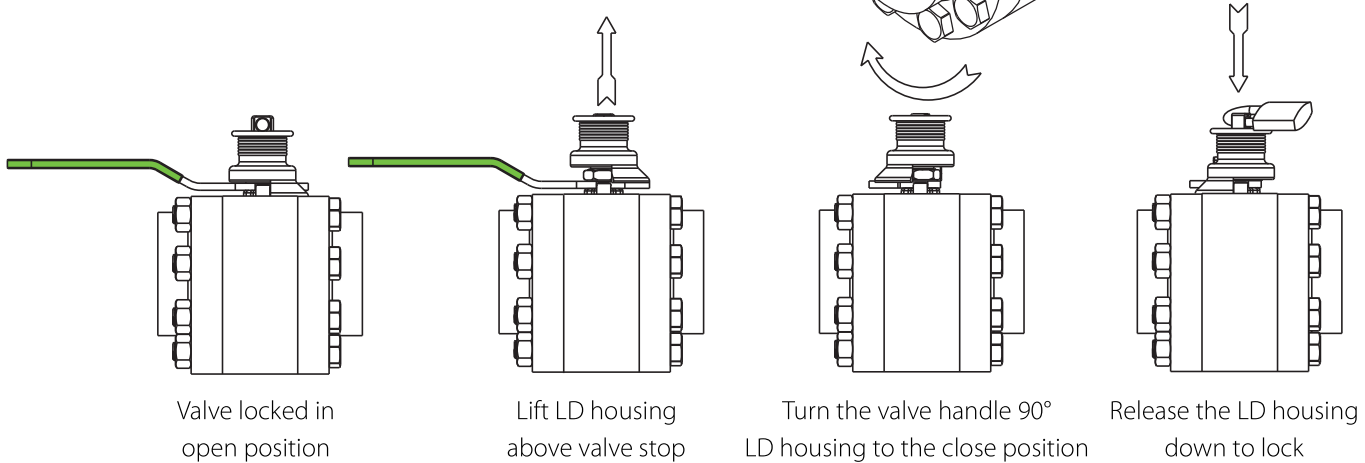
Release the LD housing down to lock

# Locking Device (LD)

## Locking device assembly for valves without ISO 5211 top mounting pad



## Locking device operation



## Ordering Code System

1	2	3	4	5	6	7	8	9	10	11	12	13	14	15	16	17	18	19	20	21	22	23	24	25	26	27	28	29	30
6	0				F	4	7	W	-	6	6	6	6	A	T	G	/	B	W			-	L	D					
Size		Features				Series		Design		Body material		Ends material		Ball/Stem material		Seat material	Inner Seal	Outer Seal	End Connection				Special features						

Special Features (24-30)	
LD	Locking Device