

Actuator accessories



Breather Block

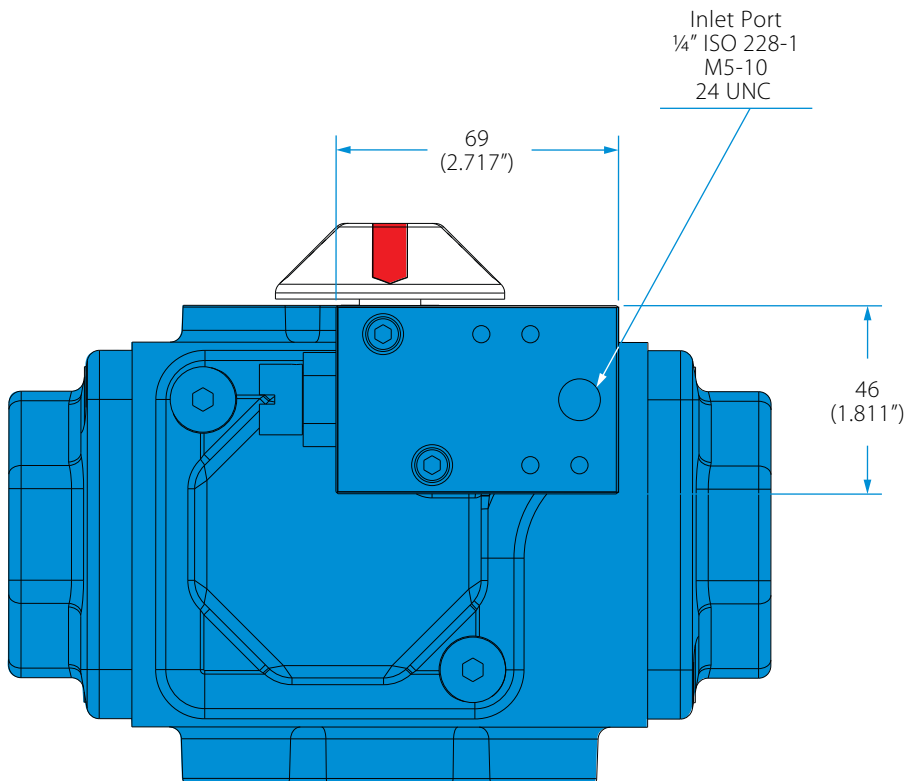
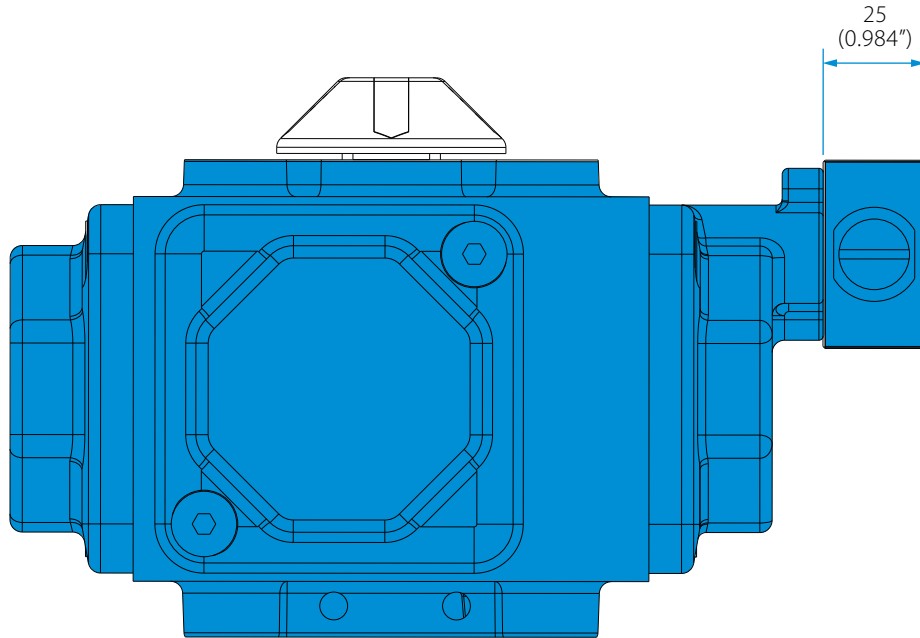
In applications that use a fail-safe actuator, the spring chambers are exposed to the surrounding environment. Every stroke generated by the force of the springs introduces air from the surroundings into the actuator's inner parts. In the case of corrosive and/or abrasive working environments, the springs and the interior of the spring chamber become prone to damage that could cause the product to malfunction.

The Breather Block isolates the actuator's internal parts from the corrosive/abrasive surroundings by allowing only dry and filtered instrument air to flow into the spring chamber during the actuator's spring stroke. The Breather Block's exhaust port only allows air to flow out of the spring chamber and prevents outside air from flowing in.

Features

- Fits directly onto any actuator with a Namur interface
- Interface for direct mounting of Namur solenoids
- When using remote solenoids, air supply tubes can be connected to the inlet port with a ¼" NPT (Imperial) or M5-10/24 UNC (Metric) connector
- Aluminum anodized coating and external paint layer for extreme protection
- Optional metallic construction materials are available. The O-ring and membrane are made from Buna-N
- Operating limits: pressures up to 10 bar (150 psi) and temperature range of -20° C to +85° C (-4° F to +185° F)
- One unit fits all actuator sizes





IMPACT™ - spring assist

In a failsafe actuator compressed air inside the actuator preloads the springs. During normal operation, each time the solenoid valve is tripped the compressed air is released into the atmosphere through the solenoid valve's exhaust port.

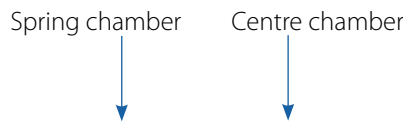
The patented IMPACT™ unit diverts part of this energy to the spring chamber in order to boost the torque of the actuator by at least 50%.

The IMPACT™ also functions as a Breather Block that isolates the spring chamber from the atmosphere, and as a check valve that ensures that the temporary reduction of the compressed air pressure does not trigger movement of the valve and actuator to the mid-position.

The IMPACT™ is used for on/off systems only, and cannot be used for control applications.

Features

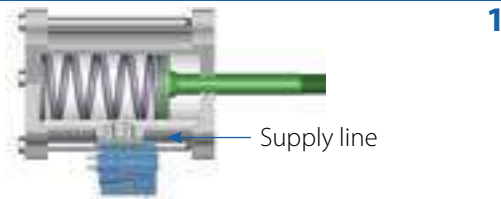
- Boosts the torque of any spring return actuator
- One size down actuator for the same functionality
- Increases system reliability
- Internal Breather Block
- No external energy required
- NAMUR interface
- Single mechanical unit



IMPACT™ cycle of operation

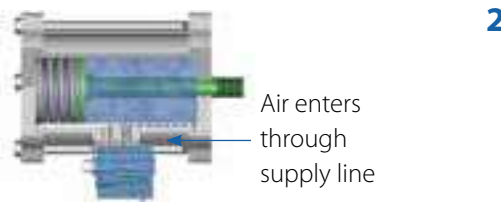
Starting Point

The IMPACT™ full cycle of operation is illustrated below on a single-piston spring return actuator. In the initial startup the spring chamber and the centre chamber are not pressurized.




“ON” command to the actuator

At the ON command air pressure from the supply line is applied through the IMPACT™ and into the centre chamber of the actuator causing the piston to retract and compress the spring. The centre chamber stays pressurized until the OFF command is given.



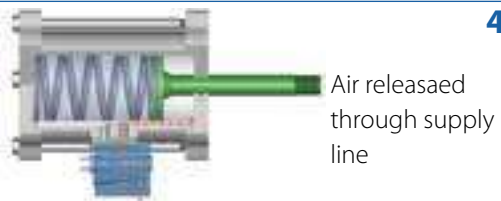
“OFF” command to the actuator

At the OFF command air pressure is directed from the centre chamber to the spring chamber as the spring pushes the piston back. The air pressure in the spring chamber and the centre chamber reach equilibrium.



Spring End Position

As equilibrium is reached, the air in the centre chamber is released through the supply line it contributes additional force to the spring closing motion. Pressurized air is trapped until the next ON command.



Next “ON” command

At the next ON command air pressure from the supply line is applied through the IMPACT™ and into the centre chamber and at the same time exhausting the trapped air from the spring chamber.



Applications

The IMPACT™ can be utilized directly on site where operating conditions may occur that cause functional disorders or become a safety issue. Some typical examples are given here:

1. Actuators that are not achieving their published torque output can have the IMPACT™ field mounted to improve their reliability without having to replace them or stop the process.
2. In situations where unexpected pressure drops occur, such as at beginning of a days work or when additional accessories are added to a system, the IMPACT™ will keep the pressure level at its maximum and prevent the actuators from shifting from their position.
3. In many cases it is possible to substitute a smaller actuator with the IMPACT™ and achieve the torque output of a larger actuator.
4. The IMPACT™ will increase the reliability and safety margin of existing actuators. The additional torque provided to existing actuators extend their life and reduce maintenance.
5. The IMPACT™ is ideal for critical applications where quick-closing actuators are required.
6. The IMPACT™ will help “self opening” valves keep their shut-off position.

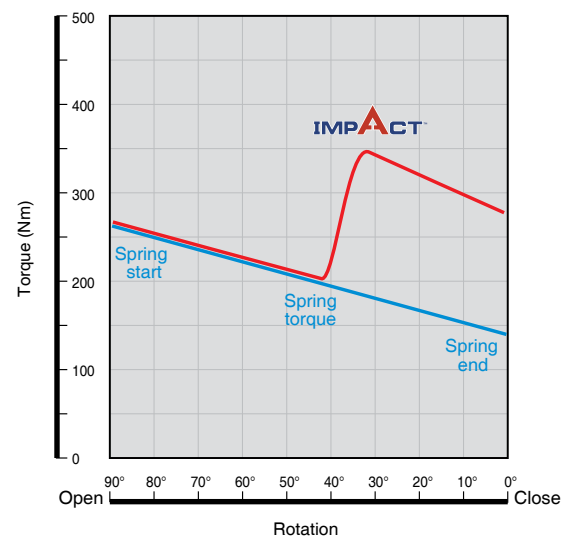
Features

Adds 50% more torque

Redirecting the air pressure into the spring chamber increases the spring end torque by 50% and more.

The torque generated depends on the type of valves in service and the operating conditions. The additional torque can be above 200%.

The IMPACT™ typical behavioural reaction to a spring return stroke is shown in the graph below. It is evident that the actual spring end torque is significantly higher with the IMPACT™.



One size

The IMPACT™ comes in one size only which fits all size actuators making it a simple and easy solution for all the actuators on site or in inventory.

Used with any actuator

The IMPACT™ can be used with any type of spring return actuator, be it linear or rotary such as:

Rack and pinion (single piston, double piston, four piston), Scotch-Yoke, Spring-Diaphragm, Vane type and Worm gear.



Actuator accessories

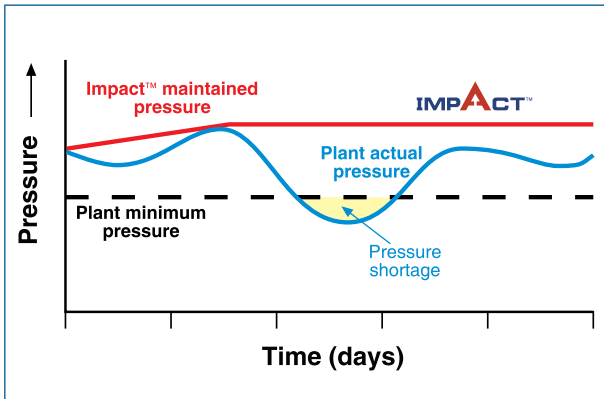
Breather Block

IMPACT™ Spring assist

Safety and reliability

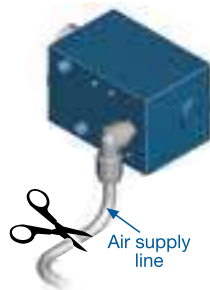
1. Pressure fluctuations

The IMPACT™ has a built-in non-return valve that will hold the maximum air pressure in the centre chamber so that any pressure fluctuations in the system will not cause spring return actuators to start closing and trigger alarms.



2. Emergency cutoff

Under emergency situations the IMPACT™ will operate and react to any air supply cutoff. Unlike many other devices, the IMPACT™ is not dependant on an alternative air source.



3. No electrical hazard

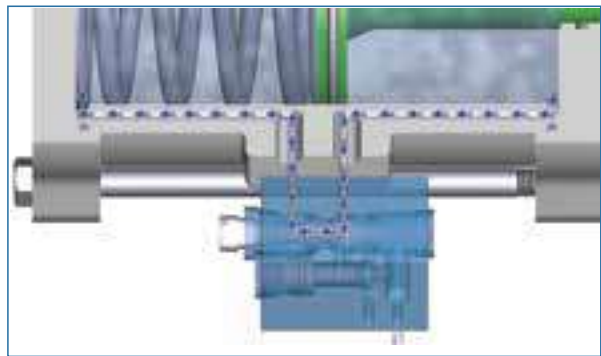
The IMPACT™ does not operate on electric or electronic commands and therefore is not considered an electrical hazard.

Energy saving

The IMPACT™ does not operate on any form of external energy and is therefore a significant energy saver for its user.

No additional air

The IMPACT™ does not need an additional source of air supply and does not require a safety backup system. The air used comes from the air already supplied to the centre chamber.



Built-in Breather Block

The IMPACT™ has a built-in Breather Block that prevents suction of external air into the spring chamber (refer to Habonim Namur Breather Block catalog).

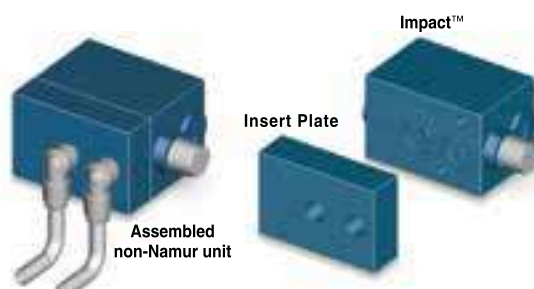
Namur interface

The IMPACT™ direct mounts to any actuator with Namur interface and has direct mounting for Namur solenoids. Only solenoids type 3/2 are required.




Non-Namur interface

By using a special insert plate the IMPACT™ can be used with any actuator that has standard threaded air connections.



Compact size

The physical footprint of the IMPACT™ is slightly larger than a matchbox. The actual dimensions are 69 x 46 x 46 mm (2.716" x 1.811" x 1.811").



Quick shutoff

In cases where there is a requirement for increased closing speed for fail safe operations, the IMPACT™ provides faster closing due to the additional air pressure assisting the springs.

Patented

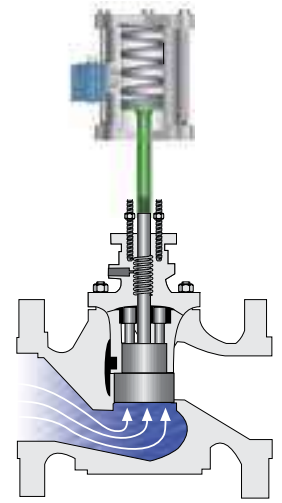
The IMPACT™ is patent pending.

Self opening

When the actuator has closed the valve the IMPACT™ maintains the air pressure on the springs until the next operation. This gives the actuator a higher spring end torque which is ideal for "self-opening" valves. Because high pressure fluid loads the entire valve port it creates a force that acts against the actuator springs.

Dynamic response

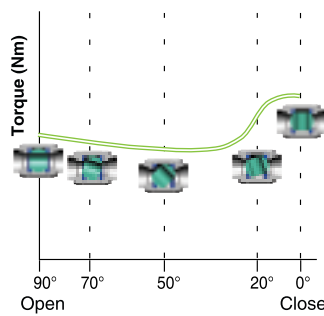
The IMPACT™ unique design dynamically responds to valve torque increases and provides the extra air pressure to the actuator when it is required. Every valve type has its typical torque profile and spring action of the actuator is required to provide enough torque through the full stroke. The IMPACT™ responds to the actual conditions to give the additional torque. The IMPACT™ will also respond to situations where unexpected conditions can cause the valves to seize.



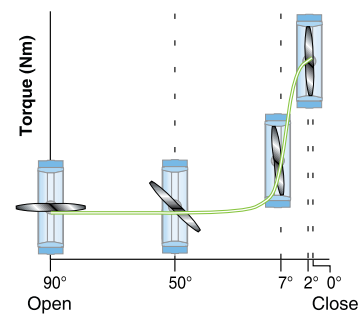
Reduce maintenance & inventory

Being only one size makes the IMPACT™ a great staff tool for the maintenance personnel on site and an economical solution for procurement.

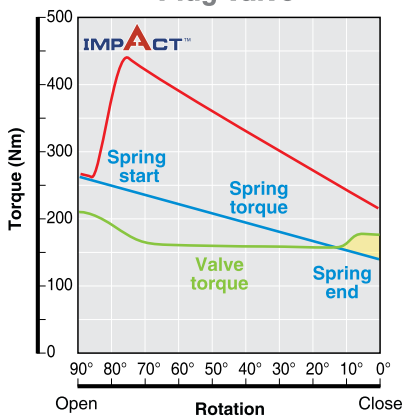
Ball valve torque



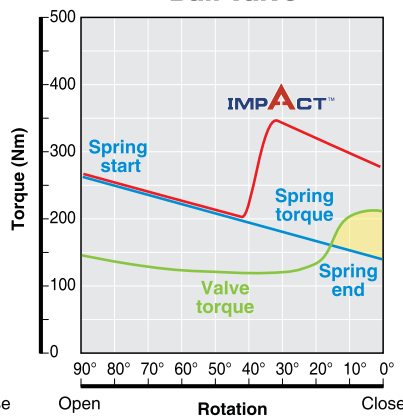
Butterfly valve torque



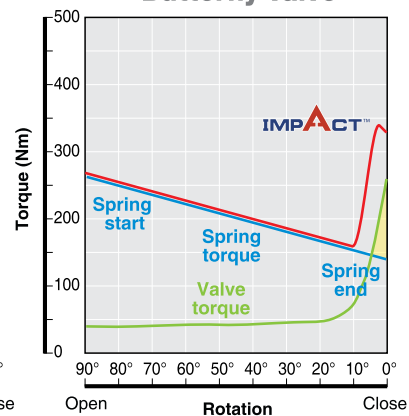
Plug valve



Ball valve



Butterfly valve



How to calculate additional spring closing torque

The following steps will help you understand how to calculate the additional torque the IMPACT™ Air Assist will give your Spring Return actuator. The IMPACT™ will work with any type actuator, and you should use the torque tables provided by your actuator of preference:

STEP 1: Calculate Torque difference

In the Double acting Torque table find the actuator model and size that you are working with. Calculate the torque difference of 1 bar at any pressure.

Example shown:

The Spring Return actuator model size is C30 and the ΔP of 1 bar calculated is between 5.0 bar (73 psi) and 6.0 bar (87 psi).

The additional torque will be:

$$130-107=23[Nm] \quad (1,150-947=203in-lb).$$

STEP 2: Calculate Spring Torque

In the Spring Return torque tables find the actuator model and size with the spring combination that you are working with. Locate the Spring End torque and add the additional torque as above.

Example shown:

The Spring Return actuator model size is C30 with 2C spring combination.

The Spring End torque is 44[Nm] (389in-lb).

The new Spring End torque will be:

$$44+23=67[Nm] \quad (389+203=592in-lb).$$

ΔP = 1 bar

Double acting table

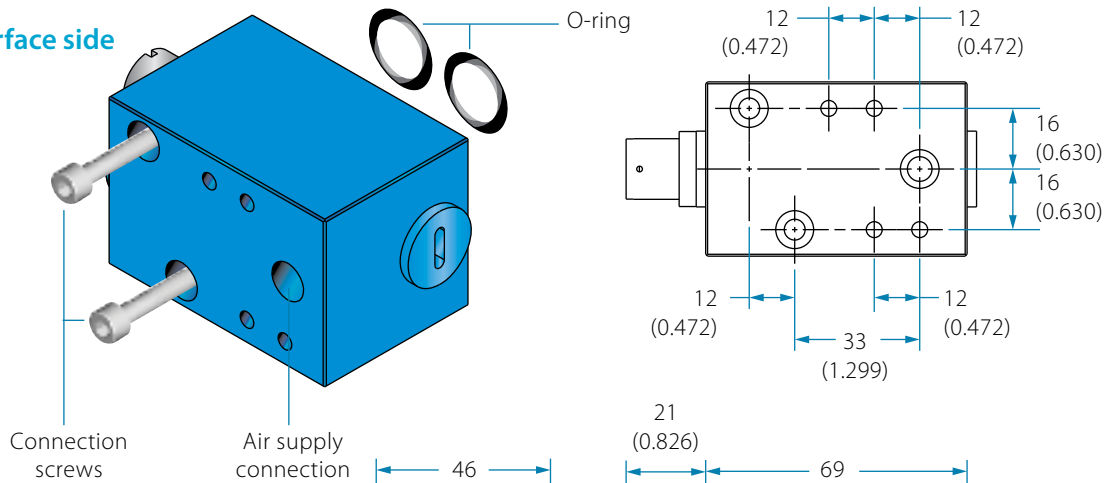
Model	Operating pressure (bar)					
	3.0	4.0	5.0	6.0	7.0	8.0
C15	10	13.5	17	20.5	24	27
C20	18	25	32	39	46	51
C25	39	52	65	79	91	105
C30	61	84	107	130	153	176
C35	114	152	190	228	266	304
C45	222	296	370	444	518	592
C60	520	700	879	1058	1231	1406

Spring return table

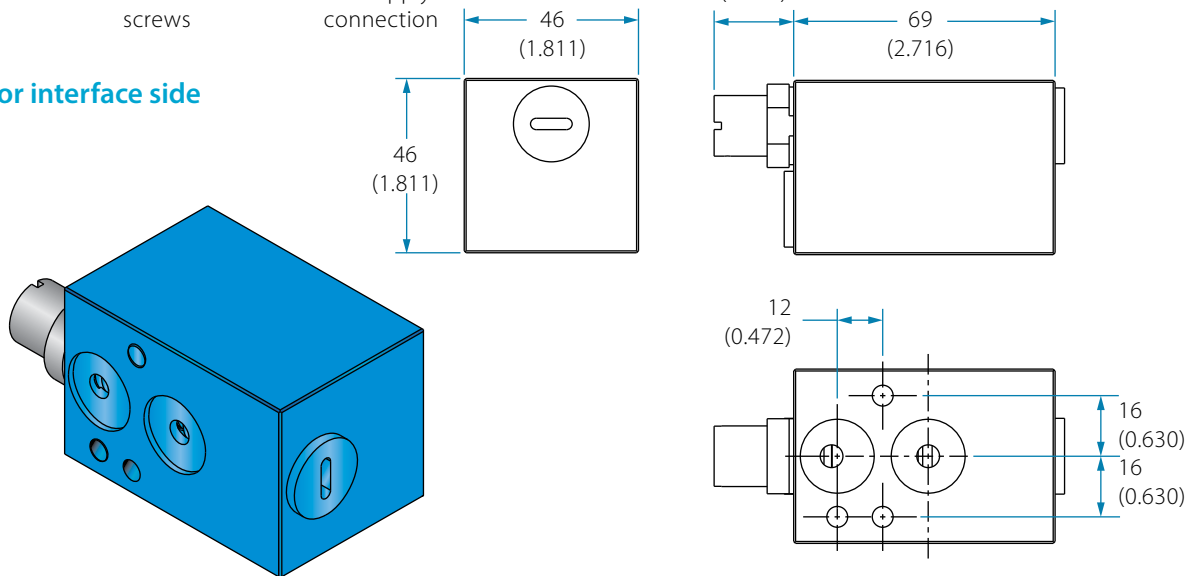
Size	Spring set	Stroke (mm)	Air Stroke - bar (psi)				Spring torque	
			4 (58)		8 (116)		Start	End
			Start	End	Start	End		
C15	1A	20	17	24	21	6	3	
	1B	18	14	22	18	9	5	
	1B2	16	11	20	15	12	7	
	2	14	8.5	18	12	15	9	
C25	2A	30	29	41	35	15	9	
	2A2B	30	26	39	32	18	11	
	2B	21	22	32	20	21	12	
	2C	20	15	30	21	29	19	
C25	3	20	15	30	21	29	19	
	2A	75	62	88	74	28	16	
	2A2B	75	58	86	70	32	18	
	2B	70	53	83	66	36	21	
	2C	60	44	77	56	47	27	
	3	60	34	73	46	57	31	
C30	2A	120	107	148	129	42	26	
	2A2B	120	96	143	118	53	31	
	2B	110	87	138	109	62	36	
	2C	100	72	130	94	78	44	

Dimensions

Solenoid interface side



Actuator interface side



Specifications

- The IMPACT™ is environmentally protected by a hard anodized coating that is applied to all the parts both internally and externally.
- The temperature limits are -20°C to +80°C (-4°F to +176°F).
- The air supply pressure range is 3 to 8 bar (45 to 120 psi).
- The IMPACT™ will not operate at pressures below 3 bar (45 psi).
- The IMPACT™ is not affected by humidity, moisture, wetness or magnetic surroundings.
- Use only filtered air to 30 microns.

Ordering information

Please provide all the information specified below:

Namur interface actuators:

IMPACT™ - I: Imperial connecting screws thread type 10/24 UNC and air supply connection type 1/4" NPT.

IMPACT™ - M: Metric connecting screws thread type M5 and air supply connection type G-1/4" ISO.

Non-Namur actuators: As above but add the letter "X"

IMPACT™ - I-X: for Imperial / **IMPACT™ - M-X:** for Metric

All the IMPACT™ units are provided with the two connecting screws and two O-rings.



www.habonim.com

Habonim ISRAEL

Tel: +972-4-6914911

Fax: +972-4-6914935

sales_international@habonim.com

Habonim EUROPE

Tel: +34 640 384 759

sales_eu@habonim.com

Habonim UK

Tel: +44-1633-484554

Fax: +44-1633-482252

sales_uk@habonim.com

Habonim USA

Toll Free Phone: 1-866-261-8400

Toll Free Fax: 1-866-243-9959

sales_usa@habonim.com

Habonim CHINA

Tel: + 86 21 64453190 *146

sales_china@habonim.com

Habonim AUSTRALIA

Tel: +61 3 9556 5428

sales_au@habonimau.com



www.habonim.com

CAT-ACT-ACC-MAIN 04/17 REV2.04

MAXMARK

